AMELIA FACT SHEET

kristensen:kristensen®

The mark of responsible forestry

AMELIA

Amelia is named after the first female pilot to cross the Atlantic. The design of the legs mimics a soft but strong power posture. A newborn classic, that shows the proud traditions in Danish design.

Designed by Cecilie Kamp

—

This range include

Dining tables
Coffee tables

CONTENT

DESIGN DETAILS

6 / Edge profiles
7 / Wood finish
8 / Metal details

TECHNICAL DETAILS

12-13 / Size possibilities
14-15 / Distance between legs
17 / FSC

DESIGN DETAILS

Discover the options available for the Amelia range, including wood finishes, and edge profiles, allowing you to tailor the design to your needs.

—

EDGE PROFILES

Define the character of your new dining table. Choose from five beautifully crafted edge profiles and create a look that perfectly reflects your style.

For both dining and coffee tables.



EDGE 1
Harlekin

EDGE 2
Arched

EDGE 3
Pisa

EDGE 4
Straight

EDGE 6
Wing

WOOD FINISH

Choose from four carefully selected wood finishes.

UP / WITHOUT PATINATION
The wood is planned and sanded to achieve a smooth surface. With few and smaller knots.

Storage furniture and small pieces leaves can only be made with this finish!



RL / RAW LOOK
We brush off the layer of softer wood which gives a look of wood that has been roughened by natural wear.

May contain more and larger knots.

SC / SOFT CRACKS
Naturally occurring cracks are made more visible which gives a rustic look with cracks in the surface.

May contain more and larger knots.

FK / FILLED KNOTS
The knots are filled and the wood is planned and sanded to achieve a smooth surface.

Only for OAK and not possible on legs.

LEG DETAIL

Choose with or without metal details
on rectangular and barrel-shaped
dining tables and rectangular coffee tables.



M / BRUSHED BRASS

Brass will get natural
patina over time.

*Do not use water or anyother
liquid when cleaning
– only use a dry cloth!*



**C / BRUSHED
STAINLESS STEEL**

Brushed, stainless steel
has an elegant appear-
ance with a uniform finish
created by hand.

TECHNICAL DETAILS

Explore the technical options for the Amelia range, including size variations, leg positions, and other customization features, allowing you to adapt each design to your specific needs.

—

SIZE POSSIBILITIES

Amelia tables are available in many different sizes.

STANDARD SIZES FOR RECTANGULAR DINING TABLES

280x100 cm
260x100 cm
240x100 cm
220x100 cm
200x100 cm
180x90 cm
160x90 cm

WITH END LEAVES

L: 50 cm

For all rectangular dining tables, you have the flexibility to add 1–2 end leaves.

STANDARD SIZES FOR BARREL-SHAPED DINING TABLES

280x110 cm
260x110 cm
240x110 cm
220x110 cm
200x110 cm

WITH END LEAVES

L: 50 cm

For all barrel-shaped dining tables, you have the flexibility to add 1–2 end leaves.

STANDARD SIZES FOR THE BOATSHAPE DINING TABLES

280x110 cm
260x110 cm
240x110 cm
220x110 cm

WITH EXTENSION LEAVES

L: 35 cm
220x110 cm
240x110 cm

A middle extension system is available allowing the table to be extended with up to 2 extension leaves.

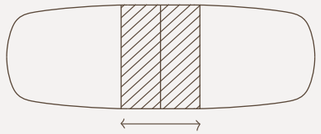

SIZE POSSIBILITIES

Amelia tables are available in many different sizes.

STANDARD SIZES FOR OVAL DINING TABLES

280x120 cm
260x120 cm
240x120 cm
220x120 cm

WITH MIDDLE EXTENSION

L: 35 cm
220x120 cm
240x120 cm

A middle extension system is available allowing the table to be extended with up to 2 extension leaves.

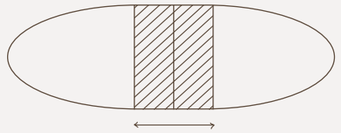

STANDARD SIZES FOR ROUND DINING TABLES

Ø 160 cm
Ø 150 cm
Ø 140 cm
Ø 130 cm
Ø 120 cm

WITH MIDDLE EXTENSION

L: 50 cm

A middle extension system is available allowing the table to be extended with up to 4 extension leaves. Choose in the same wood type or made from recycled wood (small pieces).

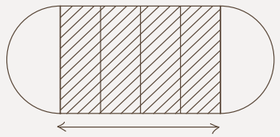

STANDARD SIZES FOR RECTANGULAR COFFEE TABLES

130x70 cm
140x80 cm

DISTANCE BETWEEN LEGS IN CHAIR HEIGHT 47 CM

Choose between two leg positions on rectangular dining tables.

TABLE	TABLE LENGHT	A-B (CM)*	C-D (CM)**	E (CM)***
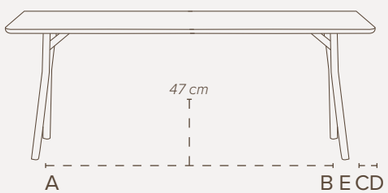	280	244	14	4
	260	224	14	4
	240	204	14	4
	220	184	14	4
	200	164	14	4
	180	144	14	4
Leg postion 1	160	124	14	4
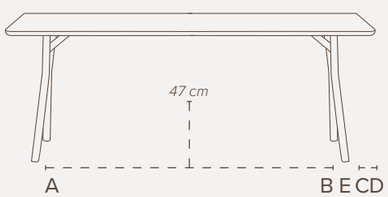	280	224	24	4
	260	204	24	4
	240	184	24	4
	220	164	24	4
	200	144	24	4
	180	124	24	4
Leg postion 2	160	104	24	4

*The distance between the legs. This gives you an idea of how many chairs to fit in.

**The distance from the legs to the end of the tabletop.

***The meassure of the leg.

DISTANCE BETWEEN LEGS AND THE END OF THE DINING TABLE

Amelia round dining tables.

X = DISTANCE BETWEEN LEG AND END OF THE TABLE

Ø120 X = 30 cm
Ø130 X = 35 cm
Ø140 X = 40 cm
Ø150 X = 45 cm
Ø160 X = 50 cm

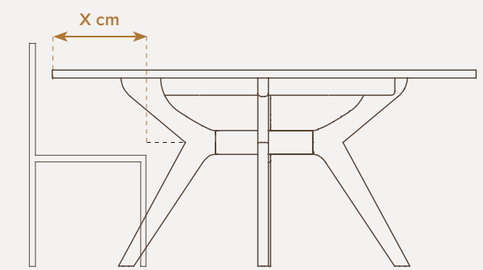

MEASSURES OF THE LEG

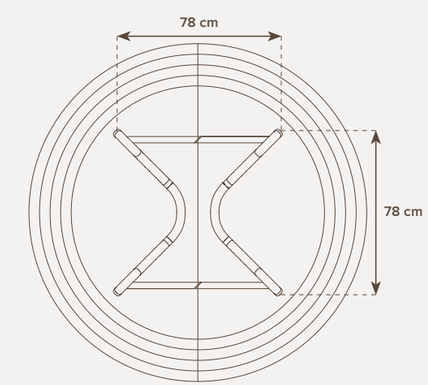

FSC® CERTIFICATE

A commitment for a better tomorrow.

CERTIFIED FOR RESPONSIBLE FORESTRY

We are happy to announce that from 2021 we have achieved the certification that enables us to offer FSC®-labelled products. FSC® stands for "Forest Stewardship Council®" and is an international non-profit organisation dedicated to promote responsible forestry. FSC® certifies forests all over the world to ensure that they meet the highest environmental and social standards.

By signing this contract, we have committed ourselves to living up to stricter social requirements. We are proud of supporting the FSC® with their work in looking after the forest workers and the wood industry, as well as fighting unsustainable, illegal forestry and deforestation.

STEP BY STEP TOWARDS BETTER PRODUCTION

We acknowledge that this sustainable transition is a longer journey and not something that happens overnight. But each day they we are committed in doing a little better than yesterday and keep making progress in this matter.

FSC
www.fsc.org
FSC® C166068
The mark of responsible forestry

KRISTENSEN & KRISTENSEN

DANISH DESIGN

– Est. 1991 –

ENDLESS POSSIBILITIES

kristensen:kristensen®

kristensen.com

collection.kristensen.com

kristensenfurniture kristensenfurniture